Wairoa Wastewater Treatment Plant Effluent vs Possible Consent Limits

Existing Consent Limits (maximum limit and trigger for repeat samples):		36	40			220	224					87	98
Limits Proposed by WDC:	25	40		25	75			20,000	200,000	10,000	100,000	70	150

Results of Monthly Compliance Monitoring of Effluent Quality Discharged From Wairoa's Wastewater Treatment Plant
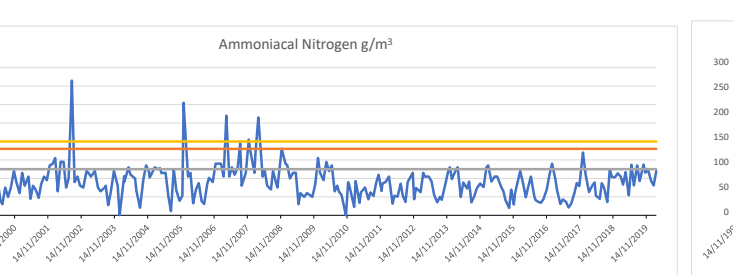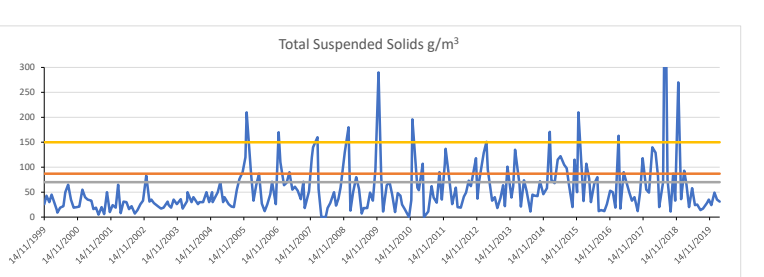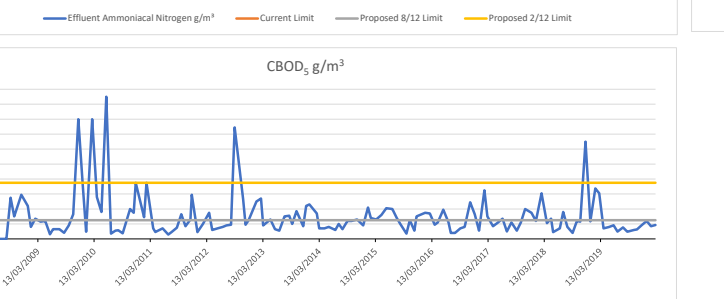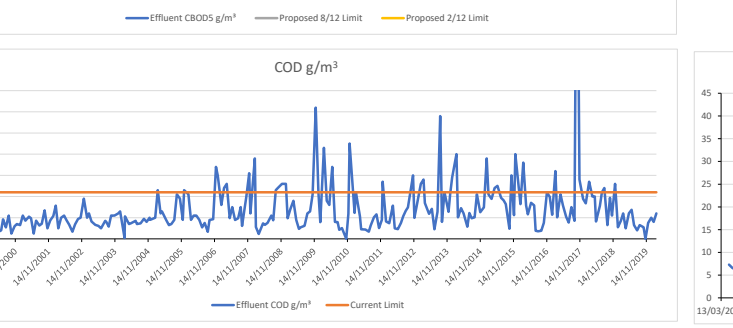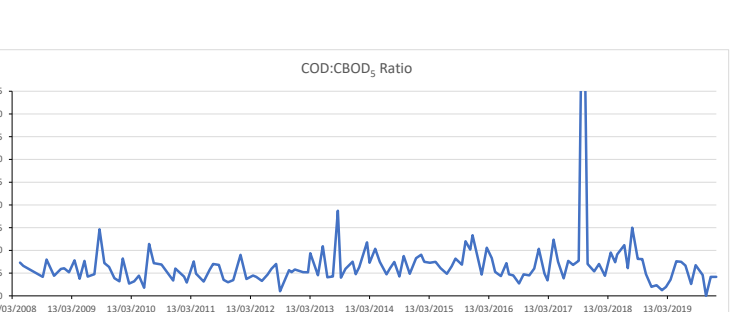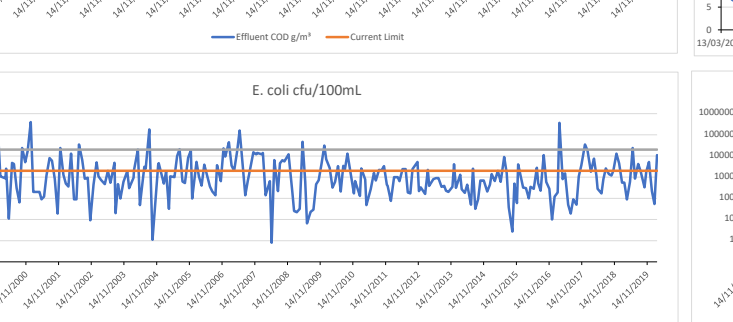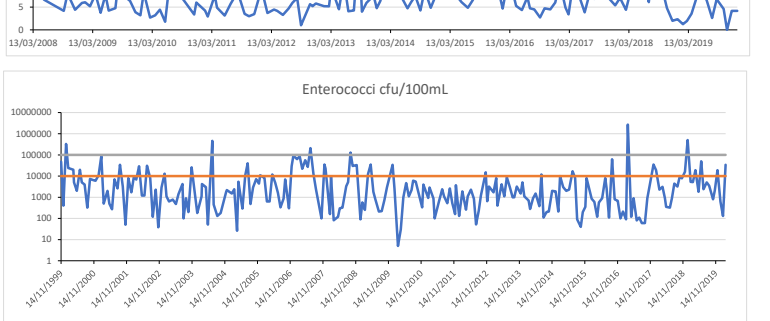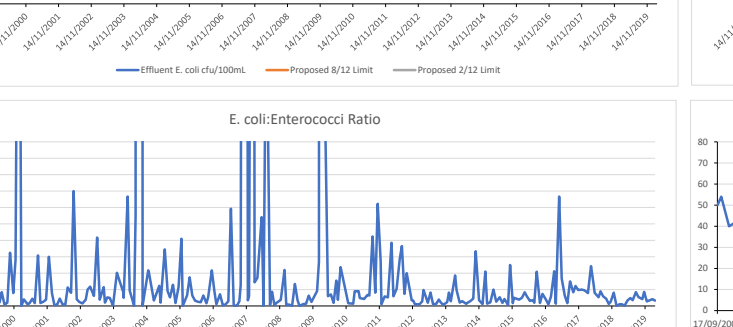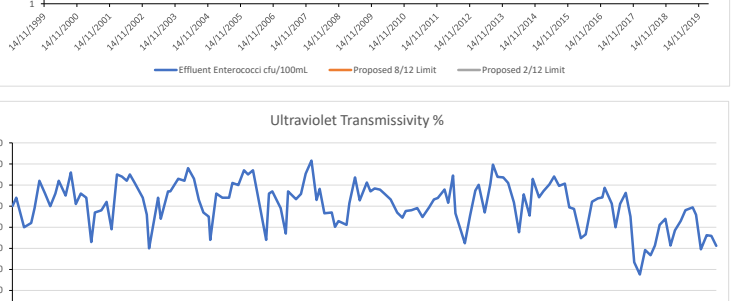
Statistic and Sample Date	Effluent Ammoniacal Nitrogen g/m³	Breach of Lower Limit	Annual Breach of 8/12 Limit	Breach of Upper Limit	Annual Breach of 2/12 Limit	Effluent $CBOD_5$ g/m³	Breach of Lower Limit	Annual Breach of 8/12 Limit	Breach of Upper Limit	Annual Breach of 2/12 Limit	Effluent COD g/m³	Breach of Lower Limit	Annual Breach of 8/12 Limit	Breach of Upper Limit	Annual Breach of 2/12 Limit	COD/CBOD ratio	Effluent E. coli cfu/100mL	Breach of Lower Limit	Annual Breach of 8/12 Limit	Breach of Upper Limit	Annual Breach of 2/12 Limit	Effluent Enterococci cfu/100mL	Breach of Lower Limit	Annual Breach of 8/12 Limit	Breach of Upper Limit	Annual Breach of 2/12 Limit	E. coli/ Enterococci ratio	Effluent Total Suspended Solids g/m³	Breach of Lower Limit	Annual Breach of 8/12 Limit	Breach of Upper Limit	Annual Breach of 2/12 Limit	Effluent Ultraviolet Transmissivity %	Breach of Lower Limit	Annual Breach of 8/12 Limit	Breach of Upper Limit	Annual Breach of 2/12 Limit
Min	0.1					0					0					0.0	8.0					5					0.0	5					17.6				
Average (Mean)	18.3					17					143					7	86512.6					25009					49	57					51.1				
Median	17.8					10					108					6	8000.0					1950					5	42					53.0				
95th Percentile	31					59					319					12	239000					49900					38	140					65				
Max	73					190					1870					85	4000000					2700000					5400	550					72				
Count	245		0		0	245		0		6	245		234		234	137	244		0		6	244		6		0	141	245		0		17	139		131		137
14/11/1999	24.0	0		0		0.0	0		0		100	1		1			150000	1		0		48000	1		0		3.1	26	0		0						
9/12/1999	22.0	0		0		0.0	0		0		82	1		1			6600	0		0		400	0		0		16.5	43	0		0						
8/01/2000	36.0	1		0		0.0	0		0		180	1		1			1200000	1		1		330000	1		1		3.6	30	0		0						
2/02/2000	29.0	1		0		0.0	0		0		215	1		1			11000	0		0		24000	1		0		0.5	45	0		0						
29/03/2000	3.0	0		0		0.0	0		0		165	1		1			8800	0		0		20000	1		0		0.4	15	0		0						
6/04/2000	26.0	1		0		0.0	0		0		140	1		1			25000	1		0		5000	0		0		5.0	9	0		0						
7/05/2000	20.0	0		0		0.0	0		0		32	1		1			110	0		0		2000	0		0		0.1	19	0		0						
11/06/2000	8.0	0		0		0.0	0		0		40	1		1			47000	1		0		20000	1		0		2.4	22	0		0						
2/07/2000	6.0	0		0		0.0	0		0		92	1		1			42000	1		0		5000	0		0		8.4	50	0		0						
2/08/2000	15.0	0		0		0.0	0		0		54	1		1			3000	0		0		4000	0		0		0.8	65	0		0						
2/09/2000	10.0	0		0		0.0	0		0		110	1		1			640	0		0		320	0		0		2.0	35	0		0						
2/10/2000	15.0	0	3	0	0	0.0	0	0	0	0	25	1	12	1	12		240000	1	6	1	2	7400	0	5	0	1	32.4	19	0	0	0	0					
6/11/2000	24.0	0	3	0	0	0.0	0	0	0	0	60	1	12	1	12		51000	1	6	0	2	6500	0	4	0	1	7.8	20	0	0	0	0					
2/12/2000	18.0	0	3	0	0	0.0	0	0	0	0	70	1	12	1	12		170000	1	7	0	2	6000	0	4	0	1	28.3	21	0	0	0	0					
6/01/2001	12.0	0	2	0	0	0.0	0	0	0	0	65	1	12	1	12		4000000	1	7	1	2	11000	1	4	0	0	363.6	55	0	0	0	0					
4/02/2001	23.0	0	1	0	0	0.0	0	0	0	0	110	1	12	1	12		2000	0	7	0	2	87000	1	4	0	0	0.0	40	0	0	0	0					
4/03/2001	16.0	0	1	0	0	0.0	0	0	0	0	86	1	12	1	12		2000	0	7	0	2	500	0	3	0	0	4.0	35	0	0	0	0					
14/04/2001	21.0	0	0	0	0	0.0	0	0	0	0	105	1	12	1	12		2000	0	6	0	2	2000	0	3	0	0	1.0	33	0	0	0	0					
6/05/2001	9.0	0	0	0	0	0.0	0	0	0	0	97	1	12	1	12		900	0	6	0	2	500	0	3	0	0	1.8	16	0	0	0	0					
4/06/2001	16.0	0	0	0	0	0.0	0	0	0	0	25	1	12	1	12		1200	0	5	0	2	270	0	3	0	0	4.4	19	0	0	0	0					
1/07/2001	14.0	0	0	0	0	0.0	0	0	0	0	86	1	12	1	12		12000	0	4	0	2	7000	0	2	0	0	1.7	5	0	0	0	0					
5/08/2001	9.5	0	0	0	0	0.0	0	0	0	0	63	1	12	1	12		80000	1	5	0	2	2600	0	2	0	0	30.8	20	0	0	0	0					
1/09/2001	17.0	0	0	0	0	0.0	0	0	0	0	71	1	12	1	12		60000	1	6	0	2	34000	1	3	0	0	1.8	6	0	0	0	0					
2/10/2001	21.0	0	0	0	0	0.0	0	0	0	0	135	1	12	1	12		8000	0	5	0	1	3200	0	3	0	0	2.5	50	0	0	0	0					
2/11/2001	19.0	0	0	0	0	0.0	0	0	0	0	50	1	12	1	12		190	0	4	0	1	50	0	3	0	0	3.8	10	0	0	0	0					
3/12/2001	27.0	1	1	0	0	0.0	0	0	0	0	87	1	12	1	12		240000	1	4	1	2	8000	0	3	0	0	30.0	24	0	0	0	0					
6/01/2002	28.0	1	2	0	0	0.0	0	0	0	0	108	1	12	1	12		13000	0	3	0	1	1700	0	2	0	0	7.6	19	0	0	0	0					
2/02/2002	31.0	1	3	0	0	0.0	0	0	0	0	157	1	12	1	12		5000	0	3	0	1	9000	0	1	0	0	0.6	65	0	0	0	0					
2/03/2002	13.0	0	3	0	0	0.0	0	0	0	0	50	1	12	1	12		3600	0	3	0	1	6800	0	1	0	0	0.5	8	0	0	0	0					
2/04/2002	29.0	1	4	0	0	0.0	0	0	0	0	100	1	12	1	12		130000	1	4	0	1	29000	1	2	0	0	4.5	31	0	0	0	0					
4/05/2002	29.0	1	5	0	0	0.0	0	0	0	0	110	1	12	1	12		900	0	4	0	1	1200	0	2	0	0	0.8	30	0	0	0	0					
1/06/2002	15.0	0	5	0	0	0.0	0	0	0	0	87	1	12	1	12		900	0	4	0	1	1200	0	2	0	0	0.8	16	0	0	0	0					
29/06/2002	20.0	0	5	0	0	0.0	0	0	0	0	67	1	12	1	12		350000	1	5	1	2	31000	1	3	0	0	11.3	22	0	0	0	0					
4/08/2002	73.0	1	6	1	1	0.0	0	0	0	0	34	1	12	1	12		64000	1	5	0	2	8000	0	3	0	0	8.0	7	0	0	0	0					
2/09/2002	18.0	0	6	0	1	0.0	0	0	0	0	69	1	12	1	12		8400	0	4	0	2	120	0	2	0	0	70.0	14	0	0	0	0					
5/10/2002	21.0	0	6	0	1	0.0	0	0	0	0	94	1	12	1	12		9400	0	4	0	2	2300	0	2	0	0	4.1	26	0	0	0	0					
2/11/2002	16.0	0	6	0	1	0.0	0	0	0	0	100	1	12	1	12		92	0	4	0	2	38	0	2	0	0	2.4	33	0	0	0	0					
8/12/2002	15.0	0	5	0	1	0.0	0	0	0	0	190	1	12	1	12		4400	0	3	0	1	2900	0	2	0	0	1.5	83	1	1	0	0					
12/01/2003	24.0	0	4	0	1	0.0	0	0	0	0	100	1	12	1	12		50000	1	4	0	1	13000	1	3	0	0	3.8	31	0	1	0	0					
2/02/2003	23.0	0	3	0	1	0.0	0	0	0	0	120	1	12	1	12		11000	0	4	0	1	1100	0	3	0	0	10.0	35	0	1	0	0					
2/03/2003	21.0	0	3	0	1	0.0	0	0	0	0	82	1	12	1	12		7400	0	4	0	1	630	0	3	0	0	11.7	28	0	1	0	0					
13/04/2003	24.0	0	2	0	1	0.0	0	0	0	0	66	1	12	1	12		4700	0	3	0	1	770	0	2	0	0	6.1	22	0	1	0	0					
18/05/2003	15.0	0	1	0	1	0.0	0	0	0	0	61	1	12	1	12		20000	0	3	0	1	480	0	2	0	0	41.7	17	0	1	0	0					
15/06/2003	13.0	0	1	0	1	0.0	0	0	0	0	50	1	12	1	12		5400	0	3	0	1	1400	0	2	0	0	3.9	19	0	1	0	0					
30/07/2003	15.0	0	1	0	1	0.0	0	0	0	0	85	1	12	1	12		48000	1	3	0	0	4200	0	1	0	0	11.4	31	0	1	0	0					
11/08/2003	16.0	0	0	0	0	0.0	0	0	0	0	80	1	12	1	12		200	0	2	0	0	100	0	1	0	0	2.0	24	0	1	0	0					
7/09/2003	5.5	0	0	0	0	0.0	0	0	0	0	58	1	12	1	12		4700	0	2	0	0	900	0	1	0	0	5.2	19	0	1	0	0					
4/10/2003	12.0	0	0	0	0	0.0	0	0	0	0	110	1	12	1	12		980	0	2	0	0	200	0	1	0	0	4.9	35	0	1	0	0					
9/11/2003	24.0	0	0	0	0	0.0	0	0	0	0	110	1	12	1	12		6100	0	2	0	0	26000	1	2	0	0	0.2	26	0	1	0	0					
21/12/2003	16.0	0	0	0	0	0.0	0	0	0	0	120	1	12	1	12		19000	0	2	0	0	940	0	2	0	0	20.2	36	0	0	0	0					
11/01/2004	0.1	0	0	0	0	0.0	0	0	0	0	130	1	12	1	12		3000	0	1	0	0	180	0	1	0	0	16.7	17	0	0	0	0					
29/02/2004	21.2	0	0	0	0	0.0	0	0	0	0	4	1	12	1	12		9400	0	1	0	0	1100	0	1	0	0	8.5	32	0	0	0	0					
4/03/2004	18.2	0	0	0	0	0.0	0	0	0	0	106	1	12	1	12		21000	1	2	0	0	4200	0	1	0	0	5.0	50	0	0	0	0					
17/04/2004	26.0	1	1	0	0	0.0	0	0	0	0	70	1	12	1	12		200000	1	3	0	0	3000	0	1	0	0	66.7	30	0	0	0	0					
9/05/2004	22.0	0	1	0	0	0.0	0	0	0	0	74	1	12	1	12		480	0	3	0	0	51	0	1	0	0	9.4	40	0	0	0	0					
28/06/2004	20.0	0	1	0	0	0.0	0	0	0	0	85	1	12	1	12		31000	1	4	0	0	460000	1	2	1	1	0.1	26	0	0	0	0					
13/07/2004	13.3	0	1	0	0	0.0	0	0	0	0	70	1	12	1	12		25000	1	4	0	0	450	0	2	0	1	55.6	30	0	0	0	0					
22/08/2004	4.1	0	1	0	0	0.0	0	0	0	0	73	1	12	1	12		1800000	1	5	1	1	130	0	2	0	1	13846.2	30	0	0	0	0					
28/09/2004	19.5	0	1	0	0	0.0	0	0	0	0	95	1	12	1	12		11	0	5	0	1	180	0	2	0	1	0.1	50	0	0	0	0					
28/10/2004	27.0	1	2	0	0	0.0	0	0	0	0	80	1	12	1	12			0	5	0	1		0	2	0	1		30	0	0	0	0					
29/11/2004	23.5	0	2	0	0	0.0	0	0	0	0	100	1	12	1	12		39000	1	6	0	1	1800	0	1	0	1	21.7	50	0	0	0	0					
6/12/2004	20.5	0	2	0	0	0.0	0	0	0	0	90	1	12	1	12		46000	1	7	0	1	2200	0	1	0	1	20.9	30	0	0	0	0					
31/01/2005	26.0	1	3	0	0	0.0	0	0	0	0	100	1	12	1	12		5000	0	7	0	1	1500	0	1	0	1	3.3	50	0	0	0	0					
27/02/2005	25.0	0	3	0	0	0.0	0	0	0	0	230	1	12	1	12		18000	0	7	0	1	2400	0	1	0	1	7.5	70	0	0	0	0					
30/03/2005	25.5	1	4	0	0	0.0	0	0	0	0	120	1	12	1	12		320	0	6	0	1	26	0	1	0	1	12.3	30	0	0	0	0					
14/04/2005	22.9	0	3	0	0	0.0	0	0	0	0	130	1	12	1	12		11000	0	5	0	1	5400	0	1	0	1	2.0	40	0	0	0	0					
30/05/2005	23.0	0	3	0	0	0.0	0	0	0	0	90	1	12	1	12		10000	0	5	0	1	290	0	1	0	1	34.5	26	0	0	0	0					
30/06/2005	10.1	0	3	0	0	0.0	0	0	0	0	65	1	12	1	12		100000	1	5	0	1	11000	1	1	0	0	9.1	21	0	0	0	0					
27/07/2005	2.3	0	3	0	0	0.0	0	0	0	0	70	1	12	1	12		210000	1	5	1	2	40000	1	2	0	0	5.3	20	0	0	0	0					
28/08/2005	25.0	0	3	0	0	0.0	0	0	0	0	90	1	12	1	12		6200	0	4	0	1	480	0	2	0	0	12.9	55	0	0	0	0					
25/09/2005	13.5	0	3	0	0	0.0	0	0	0	0	210	1	12	1	12		5300	0	4	0	1	2900	0	2	0	0	1.8	76	1	1	0	0					
30/10/2005	7.9	0	2	0	0	0.0	0	0	0	0	190	1	12	1	12		84000	1	5	0	1	7200	0	2	0	0	11.7	90	1	2	0	0					
30/11/2005	10.6	0	2	0	0	0.0	0	0	0	0	90	1	12	1	12		180000	1	5	0	1	4400	0	2	0	0	40.9	120	1	3	0	0					
14/12/2005	61.0	1	3	1	1	0.0	0	0	0	0	230	1	12	1	12		980	0	4	0	1	11000	1	3	0	0	0.1	210	1	4	1	1					
31/01/2006	21.0	0	2	0	1	0.0	0	0	0	0	210	1	12	1	12		53000	1	5	0	1	8200	0	3	0	0	6.5	86	1	5	0	1					
27/02/2006	23.0	0	2	0	1	0.0	0	0	0	0	90	1	12	1	12		11000	0	5	0	1	630	0	3	0	0	17.5	33	0	5	0	1					
29/03/2006	6.5	0	1	0	1	0.0	0	0	0	0	110	1	12	1	12		4000	0	5	0	1	630	0	3	0	0	6.3	64	0	5	0	1					
28/04/2006	14.0	0	1	0	1	0.0	0	0	0	0	110	1	12	1	12		39000	1	6	0	1	12000	1	4	0	0	3.3	87	1	6	0	1					
30/05/2006	17.4	0	1	0	1	0.0	0	0	0	0	90	1	12	1	12		12000	0	6	0	1	4800	0	4	0	0	2.5	27	0	6	0	1					
30/06/2006	7.7	0	1	0	1	0.0	0	0	0	0	54	1	12	1	12		3600	0	5	0	1	1600	0	3	0	0	2.3	12	0	6	0	1					
28/07/2006	6.1	0	1	0	1	0.0	0	0	0	0	75	1	12	1	12		2100	0	4	0	0	330	0	2	0	0	6.4	25	0	6	0	1					
31/08/2006	17.0	0	1	0	1	0.0	0	0	0	0	34	1	12	1	12		1400	0	4	0	0	860	0	2	0	0	1.6	46	0	6	0	1					
19/09/2006	20.3	0	1	0	1	0.0	0	0	0	0	89	1	12	1	12		37000	1	5	0	0	6900	0	2	0	0	5.4	71	1	6	0	1					
30/10/2006	18.0	0	1	0	1	0.0	0	0	0	0	93	1	12	1	12		6500	0	4	0	0	300	0	2	0	0	21.7	26	0	5	0	1					
30/11/2006	28.0	1	2	0	1	0.0	0	0	0	0	340	1	12	1	12		230000	1	4	1	1	29000	1	3	0	0	7.9	170	1	5	1	2					
19/12/2006	28.0	1	2	0	0	0.0	0	0	0	0	300	1	12	1	12		94000	1	5	0	1	92000	1	3	0	0	1.0	110	1	5	0	1					
28/01/2007	28.0	1	3	0	0	0.0	0	0	0	0	160	1	12	1	12		450000	1	5	1	2	63000	1	4	0	0	7.1	64	0	4	0	1					
27/02/2007	21.0	0	3	0	0	0.0	0	0	0	0	240	1	12	1	12		35000	1	6	0	2	86000	1	5	0	0	0.4	69	0	4	0	1					
28/03/2007	54.0	1	4	1	1	0.0	0	0	0	0	260	1	12	1	12		20000	0	6	0	2	22000	1	6	0	0	0.9	90	1	5	0	1					
30/04/2007	21.0	0	4	0	1	0.0	0	0	0	0	98	1	12	1	12		160000	1	6	0	2	56000	1	6	0	0	2.9	55	0	4	0	1					
28/05/2007	26.0	1	5	0	1	0.0	0	0	0	0	150	1	12	1	12		1600000	1	7	1	3	27000	1	7	0	0	59.3	61	0	4	0	1					
28/06/2007	22.0	0	5	0	1	0.0	0	0	0	0	89	1	12	1	12		58000	1	8	0	3	210000	1	8	1	1	0.3	53	0	4	0	1					
31/07/2007	26.0	1	6	0	1	0.0	0	0	0	0	97	1	12	1	12		1400	0	8	0	3	13000	1	9	0	1	0.1	36	0	4	0	1					
28/08/2007	39.0	1	7	0	1	0.0	0	0	0	0	150	1	12	1	12		6800	0	8	0	3	2400	0	9	0	1	2.8	71	1	5	0	1					
12/09/2007	16.0	0	7	0	1	0.0	0	0	0	0	61	1	12	1	12		14000	0	7	0	3	1100	0	9	0	1	12.7	18	0	4	0	1					
29/10/2007	23.0	0	7	0	1	0.0	0	0	0	0	200	1	12	1	12		150000	1	8	0	3	100	0	9	0	1	1500.0	52	0	4	0	1					
30/11/2007	41.0	1	7	1	2	0.0	0	0	0	0	310	1	12	1	12		120000	1	8	0	2	35000	1	9	0	1	3.4	120	1	4	0	0					
13/12/2007	36.0	1	7	0	2	0.0	0	0	0	0	120	1	12	1	12		140000	1	8	0	2	23000	1	9	0	1	6.1	140	1	4	0	0					
31/01/2008	23.0	0	6	0	2	0.0	0	0	0	0	380	1	12	1	12		120000	1	8	0	1	160	0	8	0	1	750.0	160	1	5	1	1					
12/02/2008	34.0	1	7	0	2	0.0	0	0	0	0	56	1	12	1	12		140000	1	8	0	1	9700	0	7	0	1	14.4	56	0	5	0	1					
13/03/2008	53.0	1	7	1	2	0.0	0	0	0	0	23	1	12	1	12		1400	0	8	0	1	82	0	6	0	1	17.1	No result du	1	5	1	2					
30/04/2008	21.0	0	7	0	2	10.0	0	0	0	0	73	1	12	1	12	7.3	6500	0	7	0	1	120	0	5	0	1	54.2	No result du	1	6	1	3					
20/05/2008	25.0	0	6	0	2	10.0	0	0	0	0	66	1	12	1	12	6.6	8	0	6	0	0	300	0	4	0	1	0.0	18	0	6	0	3					
19/06/2008	16.0	0	6	0	2	0.0	0	0	0	0	76	1	12	1	12		64000	1	6	0	0	320	0	3	0	0	200.0	28	0	6	0	3					
30/07/2008	14.0	0	5	0	2	0.0	0	0	0	0	110	1	12	1	12		2200	0	6	0	0	3300	0	2	0	0	0.7	50	0	6	0	3					
21/08/2008	24.0	0	4	0	2	0.0	0	0	0	0	88	1	12	1	12		45000	1	7	0	0	5200	0	2	0	0	8.7	23	0	5	0	3					
17/09/2008	19.0	0	4	0	2	55.0	1	1	0	0	230	1	12	1	12	4.2	63000	1	8	0	0	130000	1	3	1	1	0.5	37	0	5	0	3	50	1	1	1	1
10/10/2008	15.0	0	4	0	2	30.0	1	2	0	0	240	1	12	1	12	8.0	55000	1	8	0	0	30000	1	4	0	1	1.8	60	0	5	0	3	54	1	2	1	2
25/11/2008	36.0	1	4	0	1	59.0	1	3	0	0	260	1	12	1	12	4.4	120000	1	8	0	0	33000	1	4	0	1	3.6	130	1	5	0	3	40	1	3	1	3
6/01/2009	28.0	1	4	0	1	44.0	1	4	0	0	260	1	12	1	12	5.9	2000	0	7	0	0	91	0	3	0	1	22.0	180	1	5	1	4	42	1	4	1	4
26/01/2009	27.0	1	5	0	1	16.0	0	4	0	0	97	1	12	1	12	6.1	250	0	6	0	0	570	0	3	0	1	0.4	13	0	4	0	3	49	1	5	1	5
24/02/2009	20.0	0	4	0	1	27.0	1	5	0	0	140	1	12	1	12	5.2	220	0	5	0	0	250	0	3	0	1	0.9	50	0	4	0	3	62	1	6	1	6
30/03/2009	23.0	0	3	0	0	23.0	0	5	0	0	180	1	12	1	12	7.8	320	0	5	0	0	12200	1	4	0	1	0.0	80	1	4	0	2	56	1	7	1	7
30/04/2009	23.0	0	3	0	0	24.0	0	5	0	0	90	1	12	1	12	3.8	470000	1	6	1	1	35000	1	5	0	1	13.4	56	0	3	0	1	50	1	8	1	8
30/05/2009	6.0	0	3	0	0	6.1	0	5	0	0	47	1	12	1	12	7.7	6100	0	6	0	1	1800	0	5	0	1	3.4	7	0	3	0	1	56	1	9	1	9
19/06/2009	12.0	0	3	0	0	13.0	0	5	0	0	55	1	12	1	12	4.2	66	0	5	0	1	830	0	5	0	1	0.1	18	0	3	0	1	62	1	10	1	10
30/07/2009	10.0	0	3	0	0	13.0	0	5	0	0	62	1	12	1	12	4.8	230	0	5	0	1	210	0	5	0	1	1.1	18	0	3	0	1	55	1	11	1	11
30/08/2009	12.0	0	3	0	0	8.2	0	5	0	0	120	1	12	1	12	14.6	290	0	4	0	1	220	0	5	0	1	1.3	49	0	3	0	1	66	1	12	1	12
29/09/2009	11.0	0	3	0	0	18.0	0	4	0	0	130	1	12	1	12	7.2	4600	0	3	0	1	730	0	4	0	0	6.3	33	0	3	0	1	51	1	12	1	12
28/10/2009	10.0	0	3	0	0	33.0	1	4	0	0	210	1	12	1	12	6.4	7200	0	2	0	1	2900	0	3	0	0	2.5	96	1	4	0	1	56	1	12	1	12
30/11/2009	17.0	0	2	0	0	160.0	1	4	1	1	620	1	12	1	12	3.9	46000	1	2	0	1	Lab error	0	2	1	1		290	1	4	1	2	54	1	12	1	12
30/12/2009	31.0	1	2	0	0	69.0	1	4	0	1	220	1	12	1	12	3.2	310000	1	3	1	2	34000	1	3	0	1	9.1	81	1	4	0	1	33	1	12	1	12
20/01/2010	23.0	0	1	0	0	9.6	0	4	0	1	79	1	12	1	12	8.2	70000	1	4	0	2	2600	0	3	0	1	26.9	11	0	4	0	1	47	1	12	1	12
28/02/2010	19.0	0	1	0	0	160.0	1	4	1	2	430	1	12	1	12	2.7	27000	1	5	0	2	5	0	3	0	1	5400.0	64	0	4	0	1	48	1	12	1	12
31/03/2010	29.0	1	2	0	0	56.0	1	5	0	2	180	1	12	1	12	3.2	3200	0	5	0	2	30	0	2	0	1	106.7	70	0	3	0	1	52	1	12	1	12
29/04/2010	24.0	0	2	0	0	36.0	1	6	0	2	160	1	12	1	12	4.4	6000	0	4	0	1	1000	0	1	0	1	6.0	46	0	3	0	1	39	1	12	1	12
31/05/2010	27.0	1	3	0	0	190.0	1	7	1	3	340	1	12	1	12	1.8	33000	1	5	0	1	4700	0	1	0	1	7.0	10	0	3	0	1	65	1	12	1	12
30/06/2010	13.0	0	3	0	0	7.0	0	7	0	3	80	1	12	1	12	11.4	2100	0	5	0	1	1100	0	1	0	1	1.9	48	0	3	0	1	64	1	12	1	12
29/07/2010	16.0	0	3	0	0	11.0	0	7	0	3	79	1	12	1	12	7.2	34000	1	6	0	1	2200	0	1	0	1	15.5	43	0	3	0	1	62	1	12	1	12
16/08/2010	13.0	0	3	0	0	11.5	0	7	0	3	43	1	12	1	12		23000	1	7	0	1	6100	0	1	0	1	3.8	25	0	3	0	1	65	1	12	1	12
14/09/2010	11.0	0	3	0	0	7.4	0	7	0	3	51	1	12	1	12	6.9	130000	1	8	0	1	5500	0	1	0	1	23.6	16	0	3	0	1	61	1	12	1	12
1/11/2010	Lab error	1	4	1	1	40.0	1	7	0	3	Lab erro	1	12	1	12		Lab error	0	8	1	2	Lab error	0	1	1	2		Lab error	1	3	1	2	54	1	12	1	12
25/11/2010	17.9	0	4	0	1	35.0	1	7	0	2	118	1	12	1	12	3.4	1700	0	7	0	2	330	0	1	0	1	5.2	34	0	2	0	1	46	1	12	1	12
8/12/2010	16.2	0	3	0	1	75.0	1	7	0	2	450	1	12	1	12	6.0	6600	0	6	0	1	4000	0	0	0	1	1.7	196	1	2	1	2	30	1	12	1	12
31/01/2011	4.5	0	3	0	1	29.0	1	8	0	2	123	1	12	1	12	4.2	1300	0	5	0	1	930	0	0	0	1	1.4	59	0	2	0	2	54	1	12	1	12
16/02/2011	18.5	0	3	0	1	75.0	1	8	0	1	220	1	12	1	12	2.9	26000	1	5	0	1	2900	0	0	0	1	9.0	54	0	2	0	2	44	1	12	1	12
31/03/2011	6.8	0	2	0	1	14.0	0	7	0	1	106	1	12	1	12	7.6	7800	0	5	0	1	870	0	0	0	1	9.0	107	1	3	0	2	57	1	12	1	12
14/04/2011	12.4	0	2	0	1	9.2	0	6	0	1	45	1	12	1	12	4.9	480	0	5	0	1	100	0	0	0	1	4.8	<30	1	4	1	3	57	1	12	1	12
31/05/2011	15.1	0	1	0	1	14.0	0	5	0	0	44	1	12	1	12	3.1	2700	0	4	0	1	630	0	0	0	1	4.3	11	0	4	0	3	63	1	12	1	12
7/07/2011	8.7	0	1	0	1	5.9	0	5	0	0	34	1	12	1	12	5.8	16000	0	4	0	1	2400	0	0	0	1	6.7	62	0	4	0	3	62	1	12	1	12
28/07/2011	12.4	0	1	0	1	9.0	0	5	0	0	63	1	12	1	12	7.0	7000	0	3	0	1	1100	0	0	0	1	6.4	39	0	4	0	3	68	1	12	1	12
1/09/2011	10.5	0	1	0	1	15.0	0	5	0	0	102	1	12	1	12	6.8	22000	1	3	0	1	520	0	0	0	1	42.3	29	0	4	0	3	63	1	12	1	12
30/09/2011	17.7	0	1	0	1	33.0	1	6	0	0	116	1	12	1	12	3.5	21000	1	3	0	1	2600	0	0	0	1	8.1	90	1	5	0	3	53	1	12	1	12
27/10/2011	22.0	0	0	0	0	17.0	0	5	0	0	51	1	12	1	12	3.0	33000	1	4	0	0	530	0	0	0	0	62.3	35	0	4	0	2	47	1	12	1	12
28/11/2011	13.2	0	0	0	0	26.0	1	5	0	0	90	1	12	1	12	3.5	4400	0	4	0	0	160	0	0	0	0	27.5	106	1	5	0	2	45	1	12	1	12
7/12/2011	17.2	0	0	0	0	59.0	1	5	0	0	270	1	12	1	12	4.6	3900	0	4	0	0	3700	0	0	0	0	1.1	137	1	5	0	1	34	1	12	1	12
12/01/2012	18.1	0	0	0	0	9.1	0	4	0	0	82	1	12	1	12	9.0	750	0	4	0	0	130	0	0	0	0	5.8	84	1	6	0	1	56	1	12	1	12
17/02/2012	21.0	0	0	0	0	20.0	0	3	0	0	74	1	12	1	12	3.7	10000	0	3	0	0	1900	0	0	0	0	5.3	26	0	6	0	1	54	1	12	1	12
28/03/2012	6.3	0	0	0	0	35.0	1	4	0	0	157	1	12	1	12	4.5	10000	0	3	0	0	260	0	0	0	0	38.5	59	0	5	0	1	54	1	12	1	12
17/04/2012	10.6	0	0	0	0	12.0	0	4	0	0	50	1	12	1	12	4.2	6500	0	3	0	0	1100	0	0	0	0	5.9	20	0	4	0	0	61	1	12	1	12
22/05/2012	10.1	0	0	0	0	14.0	0	4	0	0	46	1	12	1	12	3.3	24000	1	4	0	0	2300	0	0	0	0	10.4	19	0	4	0	0	60	1	12	1	12
25/06/2012	17.1	0	0	0	0	16.0	0	4	0	0	75	1	12	1	12	4.7	24000	1	5	0	0	840	0	0	0	0	28.6	41	0	4	0	0	67	1	12	1	12
19/07/2012	10.6	0	0	0	0	18.0	0	4	0	0	107	1	12	1	12	5.9	1900	0	5	0	0	52	0	0	0	0	36.5	49	0	4	0	0	65	1	12	1	12
17/08/2012	7.2	0	0	0	0	19.0	0	4	0	0	133	1	12	1	12	7.0	1700	0	4	0	0	230	0	0	0	0	7.4	73	1	5	0	0	67	1	12	1	12
10/09/2012	18.0	0	0	0	0	149.0	1	4	1	1	149	1	12	1	12	1.0	24000	1	4	0	0	1200	0	0	0	0	20.0	62	0	4	0	0	57	1	12	1	12
4/11/2012	23.0	0	0	0	0	53.0	1	5	0	1	300	1	12	1	12	5.7	52000	1	4	0	0	15000	1	1	0	0	3.5	118	1	5	0	0	34	1	12	1	12
20/11/2012	8.7	0	0	0	0	19.0	0	4	0	1	99	1	12	1	12	5.2	2200	0	4	0	0	650	0	1	0	0	3.4	37	0	4	0	0	56	1	12	1	12
10/12/2012	14.8	0	0	0	0	25.0	0	3	0	1	145	1	12	1	12	5.8	3300	0	4	0	0	3200	0	1	0	0	1.0	73	1	4	0	0	57	1	12	1	12
29/01/2013	12.5	0	0	0	0	50.0	1	4	0	1	260	1	12	1	12	5.2	1600	0	4	0	0	1700	0	1	0	0	0.9	129	1	4	0	0	49	1	12	1	12
28/02/2013	23.0	0	0	0	0	54.0	1	5	0	1	280	1	12	1	12	5.2	22000	1	5	0	0	8000	0	1	0	0	2.8	151	1	5	1	1	37	1	12	1	12
14/03/2013	21.0	0	0	0	0	18.0	0	4	0	1	169	1	12	1	12	9.4	3900	0	5	0	0	400	0	1	0	0	9.8	95	1	6	0	1	57	1	12	1	12
30/04/2013	21.0	0	0	0	0	26.0	1	5	0	1	118	1	12	1	12	4.5	8000	0	5	0	0	4100	0	1	0	0	2.0	33	0	6	0	1	53	1	12	1	12
30/05/2013	18.3	0	0	0	0	13.0	0	5	0	1	142	1	12	1	12	10.9	9000	0	4	0	0	1100	0	1	0	0	8.2	40	0	6	0	1	56	1	12	1	12
27/06/2013	11.0	0	0	0	0	11.0	0	5	0	1	45	1	12	1	12	4.1	9000	0	3	0	0	8800	0	1	0	0	1.0	18	0	6	0	1	65	1	12	1	12
31/07/2013	7.1	0	0	0	0	30.0	1	6	0	1	128	1	12	1	12	4.3	3500	0	3	0	0	2900	0	1	0	0	1.2	38	0	6	0	1	72	1	12	1	12
30/08/2013	10.0	0	0	0	0	31.0	1	7	0	1	580	1	12	1	12	18.7	3900	0	3	0	0	1000	0	1	0	0	3.9	64	0	5	0	1	53	1	12	1	12
18/09/2013	8.4	0	0	0	0	20.0	0	6	0	0	80	1	12	1	12	4.0	2300	0	2	0	0	1000	0	1	0	0	2.3	22	0	5	0	1	58	1	12	1	12
16/10/2013	14.3	0	0	0	0	37.0	1	6	0	0	220	1	12	1	12	5.9	2000	0	1	0	0	3200	0	1	0	0	0.6	101	1	5	0	1	47	1	12	1	12
29/11/2013	24.0	0	0	0	0	17.0	0	6	0	0	128	1	12	1	12	7.5	3500	0	1	0	0	1500	0	0	0	0	2.3	39	0	5	0	1	47	1	12	1	12
18/12/2013	26.0	1	1	0	0	44.0	1	7	0	0	210	1	12	1	12	4.8	41000	1	2	0	0	5000	0	0	0	0	8.2	62	0	4	0	1	40	1	12	1	12
8/01/2014	19.6	0	1	0	0	46.0	1	7	0	0	290	1	12	1	12	6.3	3100	0	2	0	0	1100	0	0	0	0	2.8	135	1	4	0	1	43	1	12	1	12
25/02/2014	25.0	0	1	0	0	34.0	1	7	0	0	400	1	12	1	12	11.8	13000	0	1	0	0	700	0	0	0	0	18.6	65	0	3	0	0	41	1	12	1	12
13/03/2014	26.0	1	2	0	0	14.0	0	7	0	0	102	1	12	1	12	7.3	2700	0	1	0	0	280	0	0	0	0	9.6	21	0	2	0	0	51	1	12	1	12
16/04/2014	9.9	0	2	0	0	14.0	0	6	0	0	145	1	12	1	12	10.4	1800	0	1	0	0	900	0	0	0	0	2.0	74	1	3	0	0	64	1	12	1	12
14/05/2014	17.8	0	2	0	0	16.0	0	6	0	0	120	1	12	1	12	7.5	4400	0	1	0	0	1500	0	0	0	0	2.9	53	0	3	0	0	53	1	12	1	12
25/06/2014	14.5	0	2	0	0	12.0	0	6	0	0	57	1	12	1	12	4.8	500	0	1	0	0	380	0	0	0	0	1.3	11	0	3	0	0	61	1	12	1	12
17/07/2014	18.3	0	2	0	0	20.0	0	5	0	0	122	1	12	1	12	6.1	25000	1	2	0	0	12000	1	1	0	0	2.1	45	0	3	0	0	57	1	12	1	12
11/08/2014	7.0	0	2	0	0	13.0	0	4	0	0	97	1	12	1	12	7.5	320	0	2	0	0	110	0	1	0	0	2.9	43	0	3	0	0	58	1	12	1	12
12/09/2014	10.4	0	2	0	0	24.0	0	4	0	0	102	1	12	1	12	4.3	900	0	2	0	0	200	0	1	0	0	4.5	42	0	3	0	0	58	1	12	1	12
8/10/2014	14.6	0	2	0	0	24.0	0	3	0	0	210	1	12	1	12	8.8	7000	0	2	0	0	210	0	1	0	0	33.3	72	1	3	0	0	56	1	12	1	12
14/11/2014	17.2	0	2	0	0	26.0	1	4	0	0	126	1	12	1	12	4.8	7000	0	2	0	0	2000	0	1	0	0	3.5	46	0	3	0	0	53	1	12	1	12
23/12/2014	15.3	0	1	0	0	18.0	0	3	0	0	149	1	12	1	12	8.3	2100	0	1	0	0	1900	0	1	0	0	1.1	58	0	3	0	0	47	1	12	1	12
23/01/2015	26.0	1	2	0	0	42.0	1	3	0	0	380	1	12	1	12	9.0	4400	0	1	0	0	210	0	1	0	0	21.0	171	1	3	1	1	45	1	12	1	12
11/02/2015	27.0	1	3	0	0	28.0	1	3	0	0	210	1	12	1	12	7.5	14000	0	1	0	0	10000	1	1	0	0	1.4	74	1	4	0	1	48	1	12	1	12
18/03/2015	18.3	0	2	0	0	26.0	1	4	0	0	189	1	12	1	12	7.3	6600	0	1	0	0	3000	0	1	0	0	2.2	68	0	4	0	1	48	1	12	1	12
21/04/2015	21.0	0	2	0	0	32.0	1	5	0	0	240	1	12	1	12	7.5	20000	0	1	0	0	2000	0	1	0	0	10.0	115	1	4	0	1	49	1	12	1	12
22/05/2015	21.0	0	2	0	0	41.0	1	6	0	0	250	1	12	1	12	6.1	6000	0	1	0	0	2300	0	1	0	0	2.6	122	1	5	0	1	45	1	12	1	12
30/06/2015	15.9	0	2	0	0	40.0	1	7	0	0	194	1	12	1	12	4.9	90000	1	2	0	0	17000	1	2	0	0	5.3	105	1	6	0	1	49	1	12	1	12
29/07/2015	12.8	0	2	0	0	28.0	1	8	0	0	182	1	12	1	12	6.5	15000	0	1	0	0	8000	0	1	0	0	1.9	98	1	7	0	1	53	1	12	1	12
21/08/2015	8.2	0	2	0	0	20.0	0	8	0	0	164	1	12	1	12	8.2	380	0	1	0	0	90	0	1	0	0	4.2	66	0	7	0	1	54	1	12	1	12
30/09/2015	4.0	0	2	0	0	7.0	0	8	0	0	48	1	12	1	12	6.9	27	0	1	0	0	40	0	1	0	0	0.7	20	0	7	0	1	58	1	12	1	12
22/10/2015	13.9	0	2	0	0	25.0	0	8	0	0	300	1	12	1	12	12.0	5000	0	1	0	0	200	0	1	0	0	25.0	115	1	7	0	1	52	1	12	1	12
20/11/2015	5.8	0	2	0	0	11.0	0	7	0	0	112	1	12	1	12	10.2	600	0	1	0	0	350	0	1	0	0	1.7	50	0	7	0	1	65	1	12	1	12
4/12/2015	12.0	0	2	0	0	30.0	1	8	0	0	400	1	12	1	12	13.3	40000	1	2	0	0	8000	0	1	0	0	5.0	210	1	8	1	2	47	1	12	1	12
29/01/2016	24.0	0	1	0	0	35.0	1	8	0	0	164	1	12	1	12	4.7	3200	0	2	0	0	840	0	1	0	0	3.8	32	0	7	0	1	32	1	12	1	12
29/02/2016	17.5	0	0	0	0	34.0	1	8	0	0	360	1	12	1	12	10.6	3000	0	2	0	0	600	0	1	0	0	5.0	107	1	7	0	1	46	1	12	1	12
31/03/2016	9.8	0	0	0	0	19.0	0	7	0	0	158	1	12	1	12	8.3	1000	0	1	0	0	120	0	1	0	0	8.3	77	1	8	0	1	57	1	12	1	12
20/04/2016	14.3	0	0	0	0	22.0	0	6	0	0	116	1	12	1	12	5.3	3500	0	2	0	0	570	0	1	0	0	6.1	30	0	7	0	1	60	1	12	1	12
26/05/2016	21.0	0	0	0	0	39.0	1	6	0	0	170	1	12	1	12	4.4	2800	0	2	0	0	900	0	1	0	0	3.1	47	0	6	0	1	47	1	12	1	12
29/06/2016	11.0	0	0	0	0	22.0	0	5	0	0	158	1	12	1	12	7.2	28000	1	2	0	0	8000	1	1	0	0	3.5	80	1	6	0	1	61	1	12	1	12
14/07/2016	8.4	0	0	0	0	8.0	0	4	0	0	38	1	12	1	12	4.8	5200	0	2	0	0	2700	0	0	0	0	1.9	12	0	5	0	1	70	1	12	1	12
10/08/2016	7.4	0	0	0	0	8.0	0	4	0	0	36	1	12	1	12	4.5	2300	0	2	0	0	110	0	0	0	0	20.9	14	0	5	0	1	64	1	12	1	12
14/09/2016	6.8	0	0	0	0	14.0	0	4	0	0	38	1	12	1	12	2.7	110000	1	3	0	0	62000	1	1	0	0	1.8	12	0	5	0	1	64	1	12	1	12
12/10/2016	8.9	0	0	0	0	16.0	0	4	0	0	76	1	12	1	12	4.8	5900	0	3	0	0	800	0	1	0	0	7.4	26	0	4	0	1	61	1	12	1	12
16/11/2016	14.1	0	0	0	0	49.0	1	5	0	0	220	1	12	1	12	4.5	2800	0	3	0	0	680	0	1	0	0	4.1	53	0	4	0	1	52	1	12	1	12
16/12/2016	22.0	0	0	0	0	33.0	1	5	0	0	198	1	12	1	12	6.0	100	0	2	0	0	100	0	1	0	0	1.0	50	0	3	0	0	38	1	12	1	12
13/01/2017	28.0	1	1	0	0	11.0	0	5	0	0	114	1	12	1	12	10.4	1200	0	2	0	0	210	0	1	0	0	5.7	19	0	3	0	0	56	1	12	1	12
17/02/2017	19.9	0	1	0	0	65.0	1	4	0	0	320	1	12	1	12	4.9	1900	0	2	0	0	90	0	1	0	0	21.1	163	1	3	1	1	46	1	12	1	12
8/03/2017	13.7	0	1	0	0	30.0	1	5	0	0	102	1	12	1	12	3.4	3700000	1	3	1	1	2700000	1	2	1	1	1.4	17	0	2	0	1	63	1	12	1	12
14/04/2017	6.1	0	1	0	0	17.0	0	5	0	0	210	1	12	1	12	12.4	8000	0	3	0	1	120	0	2	0	1	66.7	90	1	3	0	1	54	1	12	1	12
11/05/2017	8.6	0	1	0	0	21.0	0	4	0	0	158	1	12	1	12	7.5	15000	0	3	0	1	900	0	2	0	1	16.7	72	1	4	0	1	57	1	12	1	12
15/06/2017	7.3	0	1	0	0	27.0	1	5	0	0	104	1	12	1	12	3.9	500	0	2	0	1	80	0	2	0	1	6.3	49	0	3	0	1	60	1	12	1	12
13/07/2017	4.2	0	1	0	0	10.0	0	5	0	0	77	1	12	1	12	7.7	190	0	2	0	1	110	0	2	0	1	1.7	33	0	3	0	1	64	1	12	1	12
11/08/2017	6.2	0	1	0	0	22.0	0	5	0	0	150	1	12	1	12	6.8	900	0	2	0	1	60	0	2	0	1	15.0	40	0	3	0	1	60	1	12	1	12
15/09/2017	11.9	0	1	0	0	11.0	0	5	0	0	85	1	12	1	12	7.7	500	0	1	0	1	60	0	1	0	1	8.3	12	0	3	0	1	61	1	12	1	12
11/10/2017	17.5	0	1	0	0	22.0	0	5	0	0	1870	1	12	1	12	85.0	11000	0	1	0	1	900	0	1	0	1	12.2	50	0	3	0	1	49	1	12	1	12
8/11/2017	15.8	0	1	0	0	40.0	1	5	0	0	280	1	12	1	12	7.0	36000	1	2	0	1	3700	0	1	0	1	9.7	118	1	4	0	1	49	1	12	1	12
19/12/2017	34.0	1	2	0	0	35.0	1	5	0	0	189	1	12	1	12	5.4	350000	1	3	1	2	35000	1	2	0	1	10.0	55	0	4	0	1	35	1	12	1	12
17/01/2018	22.0	0	1	0	0	24.0	0	5	0	0	168	1	12	1	12	7.0	180000	1	4	0	2	19000	1	3	0	1	9.5	49	0	4	0	1	37	1	12	1	12
23/02/2018	12.6	0	1	0	0	61.0	1	5	0	0	270	1	12	1	12	4.4	18000	0	4	0	2	2300	0	3	0	1	7.8	140	1	4	0	0	52	1	12	1	12
30/03/2018	16.0	0	1	0	0	21.0	0	4	0	0	200	1	12	1	12	9.5	75000	1	4	0	1	3100	0	2	0	0	24.2	129	1	5	0	0	54	1	12	1	12
26/04/2018	17.8	0	1	0	0	27.0	1	5	0	0	200	1	12	1	12	7.4	12000	0	4	0	1	900	0	2	0	0	13.3	82	1	5	0	0	54	1	12	1	12
9/05/2018	10.7	0	1	0	0	9.0	0	5	0	0	82	1	12	1	12	9.1	2800	0	4	0	1	350	0	2	0	0	8.0	20	0	4	0	0	59	1	12	1	12
21/06/2018	8.9	0	1	0	0	14.0	0	4	0	0	156	1	12	1	12	11.1	1700	0	4	0	1	320	0	2	0	0	5.3	70	0	4	0	0	51	1	12	1	12
13/07/2018	17.4	0	1	0	0	36.0	1	5	0	0	220	1	12	1	12	6.1	8000	0	4	0	1	900	0	2	0	0	8.9	550	1	5	1	1	40	1	12	1	12
9/08/2018	14.7	0	1	0	0	16.0	0	5	0	0	240	1	12	1	12	15.0	26000	1	5	0	1	4400	0	2	0	0	5.9	75	1	6	0	1	51	1	12	1	12
12/09/2018	7.2	0	1	0	0	8.0	0	5	0	0	65	1	12	1	12	8.1	14000	0	5	0	1	3200	0	2	0	0	4.4	11	0	6	0	1	56	1	12	1	12
10/10/2018	25.0	0	1	0	0	24.0	0	5	0	0	194	1	12	1	12	8.1	12000	0	5	0	1	10000	0	2	0	0	1.2	87	1	7	0	1	45	1	12	1	12
1/11/2018	20.7	0	1	0	0	23.0	0	4	0	0	110	1	12	1	12	4.8	20000	0	4	0	1	7800	0	2	0	0	2.6	33	0	6	0	1	23	1	12	1	12
5/12/2018	20.6	0	0	0	0	130.0	1	4	1	1	260	1	12	1	12	2.0	130000	1	4	0	0	16000	1	2	0	0	8.1	270	1	7	1	2	18	1	12	1	12
5/01/2019	22.7	0	0	0	0	23.4	0	4	0	1	55	1	12	1	12	2.4	45000	1	4	0	0	500000	1	2	1	1	0.1	36	0	7	0	2	29	1	12	1	12
7/02/2019	21.0	0	0	0	0	67.5	1	4	0	1	85	1	12	1	12	1.3	5500	0	4	0	0	5300	0	2	0	1	1.0	93	1	7	0	2	27	1	12	1	12
4/03/2019	16.6	0	0	0	0	61.0	1	5	0	1	120	1	12	1	12	2.0	5500	0	3	0	0	5200	0	2	0	1	1.1	65	0	6	0	2	31	1	12	1	12
1/04/2019	23.4	0	0	0	0	14.1	0	4	0	1	50	1	12	1	12	3.5	880	0	3	0	0	19000	1	3	0	1	0.0	20	0	5	0	2	41	1	12	1	12
6/05/2019	10.8	0	0	0	0	15.9	0	4	0	1	121	1	12	1	12	7.6	6100	0	3	0	0	1800	0	3	0	1	3.4	58	0	5	0	2	44	1	12	1	12
5/06/2019	27.4	1	1	0	0	18.3	0	4	0	1	137	1	12	1	12	7.5	240000	1	4	1	1	50000	1	4	0	1	4.8	24	0	5	0	2	31	1	12	1	12
1/07/2019	16.2	0	1	0	0	9.8	0	3	0	1	65	1	12	1	12	6.6	8500	0	4	0	1	2400	0	4	0	1	3.5	25	0	4	0	1	39	1	12	1	12
5/08/2019	27.0	1	2	0	0	15.4	0	3	0	1	40	1	12	1	12	2.6	42000	1	4	0	1	5000	0	4	0	1	8.4	14	0	3	0	1	43	1	12	1	12
2/09/2019	18.6	0	2	0	0	9.6	0	3	0	1	65	1	12	1	12	6.8	19000	0	4	0	1	3500	0	4	0	1	5.4	17	0	3	0	1	48	1	12	1	12
15/10/2019	27.5	1	3	0	0	12.0	0	3	0	1	55	1	12	1	12	4.6	3300	0	4	0	1	800	0	4	0	1	4.1	28	0	2	0	1	49	1	12	1	12
4/11/2019	23.1	0	3	0	0	12.7	0	3	0	1	0	0	11	0	11	0.0	18000	0	4	0	1	2100	0	4	0	1	8.6	35	0	2	0	1	46	1	12	1	12
3/12/2019	24.7	0	3	0	0	18.0	0	2	0	0	75	1	11	1	11	4.2	52000	1	4	0	1	19000	1	4	0	1	2.7	24	0	1	0	0	30	1	12	1	12
6/01/2020	18.7	0	3	0	0	24.0	0	2	0	0	100	1	11	1	11	4.2	2200	0	3	0	1	620	0	3	0	0	3.5	49	0	1	0	0	36	1	12	1	12
3/02/2020	16.2	0	3	0	0	17.0	0	1	0	0	80	1	11	1	11	4.7	540	0	3	0	1	130	0	3	0	0	4.2	35	0	0	0	0	36	1	12	1	12
3/03/2020	23.9	0	3	0	0	18.5	0	0	0	0	120	1	11	1	11	6.5	110000	1	4	0	1	34000	1	4	0	0	3.2	31	0	0	0	0	31	1	12	1	12